

SAFETY PRECAUTIONS

Operator protection:

Engineering control of operator exposure must be used where reasonably practicable in addition to the following personal protective equipment:

Wear suitable protective clothing (coveralls), suitable protective gloves and face protection (faceshield) when handling the concentrate

Wear suitable protective gloves when handling contaminated surfaces

Wear suitable protective clothing (coveralls) and suitable protective gloves when applying by hand-held equipment

However, engineering controls may replace personal protective equipment if a COSHH assessment shows they provide an equal or higher standard of protection.

DO NOT BREATHE SPRAY.

WHEN USING DO NOT EAT, DRINK OR SMOKE.

WASH CONCENTRATE from skin and eyes immediately.

WASH HANDS AND EXPOSED SKIN before eating and drinking, and after work.

Environmental protection:

DO NOT CONTAMINATE WATER with the product or its container. Do not clean application equipment near surface water. Avoid contamination via drains from yards and roads.

Extreme care must be taken to avoid spray drift onto non-crop plants outside of the target area.

To protect aquatic organisms respect an unsprayed buffer zone to surface water bodies in line with LERAP requirements.

DO NOT ALLOW DIRECT SPRAY from horizontal boom sprayers to fall within 5 m of the top of the bank of a static or flowing water body, unless a Local Environment Risk Assessment for Pesticides (LERAP) permits a narrower buffer zone, or within 1 m of the top of a ditch which is dry at the time of application. DO NOT ALLOW DIRECT SPRAY from hand-held sprayers to fall within 1 m of the top of the bank of a static or flowing water body. Aim spray away from water.

This product qualifies for inclusion within the Local Environment Risk Assessment for Pesticides (LERAP) scheme. Before each spraying operation from a horizontal boom sprayer, either a LERAP must be carried out in accordance with CRD's published guidance or the statutory buffer zone must be maintained. The results of the LERAP must be recorded and kept available for three years.

Livestock must be kept out of treated areas. IF RAGWORT IS PRESENT, FOLLOW THE GUIDANCE IN THE 'DIRECTIONS FOR USE'

Storage and disposal:

KEEP AWAY FROM FOOD, DRINK AND ANIMAL FEEDINGSTUFFS.

KEEP IN ORIGINAL CONTAINER, tightly closed in a safe place.

RINSE CONTAINER THOROUGHLY by using an integrated pressure rinsing device or manually rinsing three times. Add washings to sprayer at time of filling and dispose of safely.

DO NOT RE-USE CONTAINER for any purpose.

 **Dow AgroSciences**



Product Registration Number: MAPP 17901.

A suspension emulsion formulation containing 100 g/litre fluroxypyr and 2.5 g/litre florasulam.

A post-emergence herbicide for use on GRASS SEED CROPS, NEWLY SOWN LEYS and ESTABLISHED GRASSLAND for the control of DAISY, DANDELION, BUTTERCUP and other broad-leaved weeds.

The (COSHH) Control of Substances Hazardous to Health Regulations may apply to the use of this product at work.

READ DIRECTIONS FOR USE ON ATTACHED LEAFLET.

SHAKE WELL BEFORE USE.

PROTECT FROM FROST.

Pack size: 3 Litres e

Dow AgroSciences Limited


CPC2 Capital Park, Fulbourn, Cambridge, CB21 5XE.

Telephone: (01462) 457272 Fax: (01462) 426605

24 Hour Emergency Telephone Number: +44 (0) 1553 761 251

® Trademark of The Dow Chemical Company ("Dow") or an affiliated company of Dow

This label is compliant with the CPA Voluntary Initiative Guidance.



Product Identifier according to Art.18 of Reg. (EC) No 1272/2008 (CLP): Envy; Hydrocarbons, C9, aromatics

Danger

May be fatal if swallowed and enters airways

Causes skin irritation

May cause an allergic skin reaction

Causes serious eye irritation

May cause respiratory irritation

May cause drowsiness or dizziness

Toxic to aquatic life with long lasting effects

Wear protective gloves/clothing/eye/face protection.

IF SWALLOWED: Immediately call a POISON CENTRE or doctor/physician

IF ON SKIN: Wash with plenty of soap and water.

IF INHALED: Remove to fresh air and keep at rest in a position comfortable for breathing.

IF IN EYES: Rinse cautiously with water for several minutes. Remove contact lenses, if present and easy to do. Continue rinsing.

Do NOT induce vomiting.

Collect spillage.

Dispose of contents/container to a licensed hazardous-waste disposal contractor or collection site except for empty clean containers which can be disposed of as non-hazardous waste.

To avoid risks to human health and the environment, comply with the instructions for use.

IMPORTANT INFORMATION.

FOR USE ONLY AS AN AGRICULTURAL HERBICIDE


Situation: Grassland (newly sown), Grassland (seed), Grassland

Maximum Individual Dose: }

Maximum Number of Applications: } Full details are given in the Important Information area on the attached leaflet

Latest Timing of Application: }

READ THE LABEL BEFORE USE. USING THIS PRODUCT IN A MANNER THAT IS INCONSISTENT WITH THE LABEL MAY BE AN OFFENCE. FOLLOW THE CODE OF PRACTICE FOR USING PLANT PROTECTION PRODUCTS.



Ensure grass has become established before spraying. Grass sown in the spring or summer may be ready for spraying after about 2 months, but grass sown in late summer or autumn should not be sprayed until growth is resumed in the following spring, perhaps eight months after sowing.

RATE OF APPLICATION AND WEEDS CONTROLLED

One application of ENVY will control susceptible emerged weeds at the following rates:

Weed	Rate L/ha	Size Controlled
Cleavers*	1.5	Flowering
Mayweed species	1.5	200 mm
Common poppy (MS)	1.5	4 true leaves
Charlock	1.5	200 mm
Shepherds purse	1.5	4 true leaves
Volunteer Oilseed rape (MS)	1.5	6 true leaves
Common chickweed	1.0	Flowering
Forget me not	1.0	4 true leaves
Knotgrass	1.0	4 true leaves

* Cleavers which germinate after application will not be controlled.

APPLICATION EQUIPMENT

ENVY may be applied through tractor-mounted hydraulic sprayers providing they are in good working order and have been calibrated according to the manufacturers' recommendations.

Do not apply through CDA applicators.

MIXING

Half fill the spray tank with water and add the required amount of ENVY. Fill up the spray tank, agitating continuously to ensure thorough mixing, and maintain agitation until spraying is complete. Use only clean water for mixing.

SPRAY QUALITY

Apply ENVY as a MEDIUM spray as defined by the BCPC system.

TANK CLEANING

To avoid subsequent injury to crops other than managed amenity turf, domestic lawns and amenity grassland, all spraying equipment must be thoroughly cleaned both inside and out, using All Clear Extra spray cleaner as follows:

1. Immediately after spraying, drain tank completely. Any contamination on the outside of the spraying equipment should be removed by washing with clean water.

2. Rinse inside of tank with clean water and flush through booms and hoses using at least one tenth of the spray tank volume. Drain tank completely.
3. Half fill tank with clean water and add All Clear Extra at the recommended rate. Agitate and then briefly flush the booms and hoses with the cleaning solution. Top up with water making sure the tank is completely full and allow to stand for 15 minutes with agitation. Flush the booms and hoses and drain tank completely.
4. Nozzles and filters should be removed and cleaned separately with All Clear Extra solution containing 50 ml of All Clear Extra per 10 litres of water.
5. Rinse the tank with clean water and flush through the booms and hoses using at least one tenth of the spray tank volume. Drain tank completely.
6. For disposal of washings, follow The Code of Practice for Using Plant Protection Products. Do not spray onto sensitive crop or land intended for cropping with sensitive crop.

Note: If it is not possible to drain the tank completely, step 3 must be repeated before going onto step 4.

Dow AgroSciences Conditions of Supply

All goods supplied by us are of high grade and we believe them to be suitable but, as we cannot exercise control over their storage, handling, mixing or use, or the weather conditions before, during or after application which may affect the performance of the goods, all conditions and warranties, statutory or otherwise, as to the quality or fitness for any purpose of our goods are excluded. No responsibility will be accepted by us or re-sellers for any failure in performance, damage or injury whatsoever arising from their storage, handling, application or use. These conditions cannot be varied by our staff or agents whether or not they supervise or assist in the use of such goods.

To access the Safety Data Sheet for this product scan the QR code or use the weblink below:



<http://uk.dowagro.com/wp-content/uploads/ENVY-SDS.pdf>

Alternatively contact your supplier

DIRECTIONS FOR USE

IMPORTANT: This information is approved as part of the Product Label. All instructions within this section must be read carefully in order to obtain safe and successful use of this product.

IMPORTANT INFORMATION

FOR USE ONLY AS A AGRICULTURAL HERBICIDE

Situation	Maximum Individual Dose	Maximum Number of Applications	Latest Timing of Application
Grassland (newly sown)	1.5 litres product per hectare	One per year	7 days prior to harvest
Grassland (seed)	1.5 litres product per hectare	One per year	7 days prior to harvest
Grassland	2.0 litres product per hectare	One per year	7 days prior to harvest

Other specific restrictions:

(1) Livestock must be kept out of treated areas for at least 7 days following treatment. IF RAGWORT IS PRESENT, FOLLOW THE GUIDANCE IN THE 'DIRECTIONS FOR USE'

READ THE LABEL BEFORE USE. USING THIS PRODUCT IN A MANNER THAT IS INCONSISTENT WITH THE LABEL MAY BE AN OFFENCE. FOLLOW THE CODE OF PRACTICE FOR USING PLANT PROTECTIONS PRODUCTS.

GENERAL INFORMATION

ENVY herbicide has activity against a range of broad-leaved weeds. The ideal timing for application is when the weeds are small and actively growing.

Broad-leaved weeds not present at application will not be controlled.

Do not spray when grass is wet.

Do not apply if night temperatures are low, if ground frost is imminent, or in periods of prolonged cold or dry weather. Ensure weeds are actively growing as after periods of prolonged drought, weeds can take a long time to start actively growing again after soil moisture returns.

Take extreme care to avoid drift onto crops and non-target plants outside the target area.

Do not apply directly to, or allow spray drift to come into contact with agricultural or horticultural crops, amenity plantings or gardens, ponds, lakes or water courses.

FOLLOWING CROPS

- An interval of four weeks must elapse between application of ENVY and re-seeding grass.
- Crops that can be sown in the year of treatment with ENVY: Cereals, oilseed rape¹, field beans, vegetable brassicas as transplants, grass.
- ¹*Vigour reductions may be seen in following crops of oilseed rape after a dry summer. This will be outgrown and will not result in yield loss.*
- Crops that can be sown the calendar year following treatment with ENVY: Cereals, oilseed rape, field beans, carrots, vegetable brassicas as transplants, grass, linseed, peas, sugar beet, potatoes, maize, clover (for use in grass/clover mixtures).¹

GRASSLAND USE NOTES

Weeds must be actively growing to ensure good weed control.

Do not roll or harrow grass for 10 days before or 7 days after application.

To allow maximum translocation do not cut grass for 4 weeks after application.

Do not spray in drought, very hot or very cold weather.

Take extreme care to avoid drift onto crops and non-target plants outside the target area.

Do not apply directly to, or allow spray drift to come into contact with agricultural or horticultural crops, amenity plantings or gardens, ponds, lakes or water courses. Wash out spray equipment thoroughly (see tank cleaning instructions). Traces of ENVY could cause harm to susceptible crops sprayed later

Do not apply to crops under stress; stress can be caused by many factors including frost, drought, waterlogging, trace element deficiency, disease and pest attack etc.

Do not spray grassland where clover or other legumes are a valuable constituent of the sward.

Clover will be killed or severely checked by ENVY.

Grazing Interval

Livestock must be kept out of treated areas for at least 7 days following treatment.

Where ragwort is present users should consult the Code of Practice on How to Prevent the Spread of Ragwort. Ragwort plants sprayed with this herbicide are more palatable and contain higher levels of toxins. Animals should be excluded from treated areas until any ragwort has completely recovered or died and there is no visible sign of the dead weed. Do not include treated ragwort in hay or silage crops.

RESISTANCE

ENVY contains active ingredients with differing modes of action and the risk of resistance building is therefore reduced. However as florasulam is an ALS inhibitor there is a risk of resistance building to this active ingredient and so precautions should be taken to minimise the risk. Therefore, avoid using single action mode of action herbicides, such as ALS inhibitors in the same field over a number of years. Users are advised to apply products containing herbicides with different modes of action or use sequences or tank mixtures where two or more components are active against the target weeds.

AREA OF USE

Established grassland

ENVY can be applied to established grassland at a dose rate of 2.0 L/ha between 1st February and 30th November.

APPLICATION TIMING

Application timing is crucial for good control. Applications must be made to weeds that are actively growing before and immediately after application.

If the grass (and hence the weeds) has been cut or grazed, leave for 2 to 3 weeks to allow sufficient re-growth to occur before spraying. It is important that there is sufficient leaf area for the uptake of the herbicide. Apply ENVY in 200 – 400 litres of water per hectare. Use the higher water volume where weeds are large at the time of application and where the grass is dense.

RATE OF APPLICATION AND WEEDS CONTROLLED

One application of ENVY will control susceptible emerged weeds at the following rate:

Weed	Rate L product/ha
Common daisy Common dandelion Common mouse-ear Creeping buttercup	2.0

New sown leys and grass grown for seed.

ENVY can be applied to new sown leys at a dose rate of 1.0-1.5 L/ha between 1st February and 30th November.

ENVY can be applied to grass grown for seed at a dose rate of 1.0-1.5 L/ha between 1st March and 30th November.

**THIS PAGE HAS BEEN LEFT
BLANK INTENTIONALLY**

SPECIMEN

SAFETY PRECAUTIONS

Operator protection:

Engineering control of operator exposure must be used where reasonably practicable in addition to the following personal protective equipment:

Wear suitable protective clothing (coveralls), suitable protective gloves and face protection (faceshield) when handling the concentrate

Wear suitable protective gloves when handling contaminated surfaces

Wear suitable protective clothing (coveralls) and suitable protective gloves when applying by hand-held equipment

However, engineering controls may replace personal protective equipment if a COSHH assessment shows they provide an equal or higher standard of protection.

DO NOT BREATHE SPRAY.

WHEN USING DO NOT EAT, DRINK OR SMOKE.

WASH CONCENTRATE from skin and eyes immediately.

WASH HANDS AND EXPOSED SKIN before eating and drinking, and after work.

Environmental protection:

DO NOT CONTAMINATE WATER with the product or its container. Do not clean application equipment near surface water. Avoid contamination via drains from yards and roads.

Extreme care must be taken to avoid spray drift onto non-crop plants outside of the target area.

To protect aquatic organisms respect an unsprayed buffer zone to surface water bodies in line with LERAP requirements.

DO NOT ALLOW DIRECT SPRAY from horizontal boom sprayers to fall within 5 m of the top of the bank of a static or flowing water body, unless a Local Environment Risk Assessment for Pesticides (LERAP) permits a narrower buffer zone, or within 1 m of the top of a ditch which is dry at the time of application. **DO NOT ALLOW DIRECT SPRAY** from hand-held sprayers to fall within 1 m of the top of the bank of a static or flowing water body. Aim spray away from water.

This product qualifies for inclusion within the Local Environment Risk Assessment for Pesticides (LERAP) scheme. Before each spraying operation from a horizontal boom sprayer, either a LERAP must be carried out in accordance with CRD's published guidance or the statutory buffer zone must be maintained. The results of the LERAP must be recorded and kept available for three years.

Livestock must be kept out of treated areas. **IF RAGWORT IS PRESENT, FOLLOW THE GUIDANCE IN THE 'DIRECTIONS FOR USE'**


Storage and disposal:

KEEP AWAY FROM FOOD, DRINK AND ANIMAL FEEDINGSTUFFS.

KEEP IN ORIGINAL CONTAINER, tightly closed in a safe place.

RINSE CONTAINER THOROUGHLY by using an integrated pressure rinsing device or manually rinsing three times. Add washings to sprayer at time of filling and dispose of safely.

DO NOT RE-USE CONTAINER for any purpose.



Product Registration Number: MAPP 17901.

A suspension emulsion formulation containing 100 g/litre fluroxypyr and 2.5 g/litre florasulam.

A post-emergence herbicide for use on GRASS SEED CROPS, NEWLY SOWN LEYS and ESTABLISHED GRASSLAND for the control of DAISY, DANDELION, BUTTERCUP and other broad-leaved weeds.

The (COSHH) Control of Substances Hazardous to Health Regulations may apply to the use of this product at work.

READ DIRECTIONS FOR USE ON ATTACHED LEAFLET.

SHAKE WELL BEFORE USE.

PROTECT FROM FROST.

Pack size: 3 Litres e

Dow AgroSciences Limited

CPC2 Capital Park, Fulbourn, Cambridge, CB21 5XE.

Telephone: (01462) 457272 Fax: (01462) 426605

24 Hour Emergency Telephone Number: +44 (0) 1553 761 251

© Trademark of The Dow Chemical Company ("Dow") or an affiliated company of Dow

This label is compliant with the CPA Voluntary Initiative Guidance.



Product Identifier according to Art.18 of Reg. (EC) No 1272/2008 [CLP]: Envy; Hydrocarbons, C9, aromatics

Danger

May be fatal if swallowed and enters airways
Causes skin irritation
May cause an allergic skin reaction
Causes serious eye irritation
May cause respiratory irritation
May cause drowsiness or dizziness
Toxic to aquatic life with long lasting effects

Wear protective gloves/clothing/eye/face protection.
IF SWALLOWED: Immediately call a POISON CENTRE or doctor/physician
IF ON SKIN: Wash with plenty of soap and water.
IF INHALED: Remove to fresh air and keep at rest in a position comfortable for breathing.
IF IN EYES: Rinse cautiously with water for several minutes. Remove contact lenses, if present and easy to do.
Continue rinsing.
Do NOT induce vomiting.
Collect spillage.
Dispose of contents/container to a licensed hazardous-waste disposal contractor or collection site except for empty clean containers which can be disposed of as non-hazardous waste.
To avoid risks to human health and the environment, comply with the instructions for use.

IMPORTANT INFORMATION.

FOR USE ONLY AS AN AGRICULTURAL HERBICIDE

Situation: Grassland (newly sown), Grassland (seed), Grassland

Maximum Individual Dose: }

Maximum Number of Applications: } Full details are given in the Important Information area on the attached leaflet

Latest Timing of Application: }

READ THE LABEL BEFORE USE. USING THIS PRODUCT IN A MANNER THAT IS INCONSISTENT WITH THE LABEL MAY BE AN OFFENCE. FOLLOW THE CODE OF PRACTICE FOR USING PLANT PROTECTION PRODUCTS.