




## KEY POINTS

<b>Product</b>	<b>GrazonPro</b>
<b>Active ingredients</b>	240g/l triclopyr + 60g/l clopyralid
<b>'For Professional Use'</b>	GrazonPro is For Professional Use. It may only be applied by a person who holds a PA1 and PA6 certificate of competence in the Safe Use of Pesticides (issued by the National Proficiency Test Council).
<b>Application Rate</b>	60ml GrazonPro per 10 litres water
<b>Application Method</b>	Knapsack Sprayer or other hand-held lance
<b>Weeds Controlled</b>	 docks  nettles  thistles
<b>Treatment Timing</b>	Between 1st March and 31st October
<b>Weed size</b>	<p>Broadleaved dock and Curled dock Common nettle Creeping thistle and Spear thistle Bramble, Broom and Gorse</p> <p>Rosette stage, 150mm to 250mm across or high Actively growing before flowering Rosette stage, flowering spike up to 150mm high Between June and August when actively growing, before the onset of senescence. Foliage must be thoroughly wetted.</p>
<b>Weed health</b>	Weeds must be actively growing; free from disease and insect damage; not suffering from drought, waterlogging or nutrient deficiency
<b>Cutting Interval (Pre-treatment)</b>	Leave 14 - 21 days to allow sufficient regrowth of both grass and weeds
<b>Cutting Interval (Post-treatment)</b>	To allow maximum translocation of GrazonPro to the weed roots, do not cut grass for 28 days
<b>Stock exclusion</b>	Keep livestock out of treated areas for at least 7 days*
<b>Rainfastness</b>	2 hours when applied in dry conditions to a dry leaf
<b>Clover</b>	GrazonPro will damage clover, but a well-aimed spray onto the target weeds will enable high levels of weed control to be achieved whilst minimizing the effect on the overall clover population

### Ragwort label guidance

\*Where ragwort is present, users should consult the Code of Practice on How to Prevent the Spread of Ragwort. Ragwort plants sprayed with this herbicide are more palatable and contain higher levels of toxins. Animals should be excluded from treated areas until any ragwort has completely recovered or died and there is no visible sign of the dead weed. Do not include treated ragwort in hay or silage crops.

# GRAZON PRO

**GrazonPro is ideal for spot treatment of a wide range of difficult to control weeds. Use on small patches, isolated weeds, on steep ground or under fence lines. It controls docks, thistles, nettles, brambles, gorse and broom.**



**Get more grass from what you've got**

To download the Grassland app, visit your device App Store and search for "Dow Grassland". You need to register the app on each individual device. The desktop version is available at: [grassland.farming.co.uk](http://grassland.farming.co.uk).

For grassland advice call the Technical Hotline on: 0800 689 8899 or visit: [www.grassbites.co.uk](http://www.grassbites.co.uk) or email: [UKHotline@dow.com](mailto:UKHotline@dow.com)



**Dow AgroSciences**

*Solutions for the Growing World*

Use plant protection products safely. Always read the label and product information before use. For further information including warning phrases and symbols refer to label.  
Dow AgroSciences Limited, CPC2 Capital Park, Fulbourn, Cambridge CB21 5XE.  
Tel: +44 (0) 1462 457272.  
©TM Trademark of the Dow Chemical Company ("Dow") or an affiliated company of Dow.  
Grazon®Pro contains clopyralid and triclopyr. Envy contains fluroxypyr and florasulam.

# GRAZON PRO

## Spot treatment for docks, nettles and thistles



**Get more grass from what you've got**



**Dow AgroSciences**

*Solutions for the Growing World*

**The ideal spot treatment solution for a wide range of difficult to control weeds where safety to grass is important.**

**Use GrazonPro because it is:**

- Approved for Knapsack Sprayer use in established grassland
- Fast-acting and controls a wide range of broad-leaved and 'woody' weeds – see "weeds controlled by GrazonPro"
- Offers excellent grass safety
- Rainfast in 2 hours
- Needs only 7-day post-treatment stock exclusion interval\*
- Economic to use;
  - low dose rate of just 60ml per 10L water
  - 16 fills of a 10L Knapsack Sprayer from a single 1L pack
  - it comes with a FREE measuring beaker.

\*In the absence of ragwort



**Getting the most from GrazonPro – top tips:**

- Read the label before use
- Only apply this product if you have PA1 and PA6 certificates (see Key Points)
- Ensure that your Knapsack Sprayer is serviceable and calibrated prior to use
- Wear suitable PPE at all times during the preparation, spraying and cleaning process
- For optimum results spray weeds whilst actively growing and before they flower, or top them first and spray regrowth after 2-3 weeks
- If weeds are too tall or too dense, 'shadowing' can occur so, again, top them first and spray regrowth after 2-3 weeks
- Not all weeds will be at the best growth stage for spraying at the time of application, so a follow-up treatment may be necessary
- Spray weed leaves until thoroughly wet but avoid run-off
- GrazonPro is a LERAP B product. Following a Risk Assessment, it may be possible reduce the restriction of 5m to 1m from the top of the bank of a flowing or static water body
- Always direct spray away from water
- Use appropriate warning signs if spraying in an area known to be used by other people and pets
- Other people and pets should keep out of treated areas until the spray has dried on treated foliage
- Re-seed bare patches after weeds have died to avoid encroachment by new weeds.

**See product label for full details.**

**Weeds controlled by GrazonPro**

Where we have knowledge of how GrazonPro might affect other grassland weeds, we have detailed this in the following tables. These are not recommendations, just an indication of what control might be achieved.

**Annual weeds**

Bindweed (black)	Fool's parsley	Orache
Bindweed (field)	Forget-me-not	Pale persicaria
Bristly ox-tongue	Fumitory	Poppy
Charlock	Groundsel	Redshank
Chickweed	Hemp-nettle	Scarlet pimpernel
Cleavers	Himalayan balsam	Shepherd's-purse
Corn chamomile	Knotgrass	Speedwells
Corn marigold	Mayweeds	Spurrey
Cranesbill	Medick	Wild radish
Dead-nettles	Nettle (small)	Yellow rattle
Fat-hen	Nightshade (black)	

**Perennial weeds**

Bramble	Ground elder	Plantain (ribwort)
Broom	Ground ivy	Ragwort
Burdock	Hawthorn	Rosebay willowherb
Buttercups	Hemlock	Rushes
Cinquefoil	Hogweed (giant)	Self-heal
Clover, trefoil	Horsetail ( <i>Equisetum</i> )	Silverweed
Coltsfoot	Japanese knotweed	Sorrel (common)
Cow parsley	Lesser celandine	Thistles
Daisy (common)	Mallow	Vetch, tare
Daisy (ox-eye)	Mugwort	Yarrow
Dandelion	Nettle (common)	Yellow/Flag Iris
Docks	Old man's beard	
Gorse	Plantain (greater)	

**Weed control key**

- Good control
- Moderate control
- Some control
- No control
- No information



**Get more grass from what you've got**